

HPE technical certifications

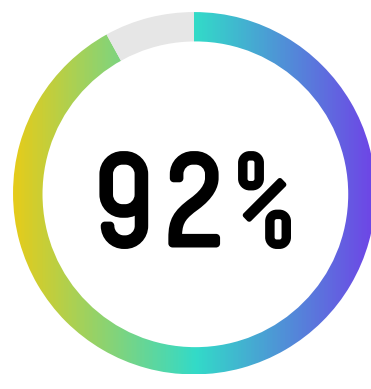
The process and benefits of getting certified



Get certified

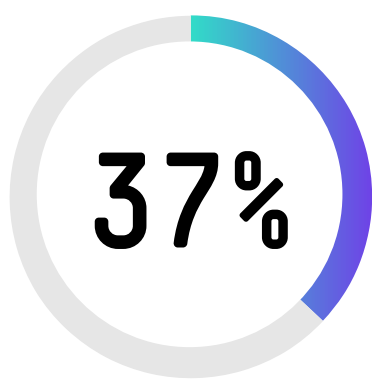
After earning their IT certification, IT-certified professionals get more...

Confidence



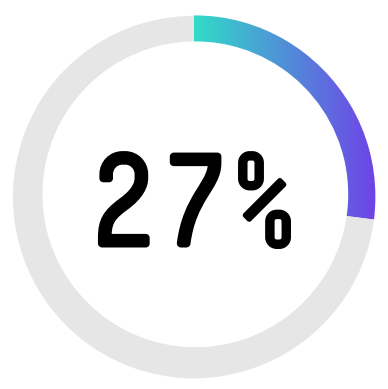
feel more confident¹

Money



received salary increases¹

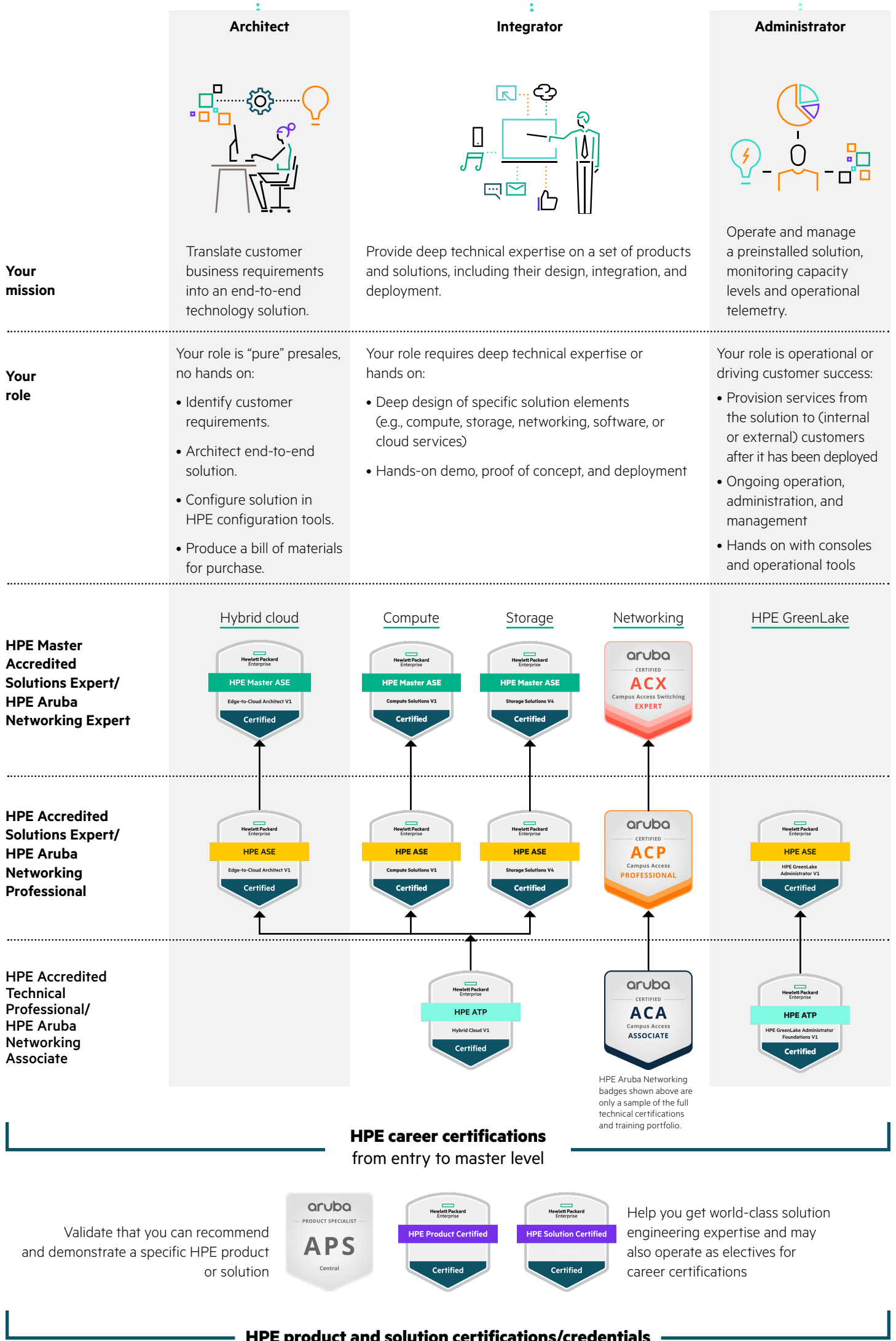
Job opportunities



accepted a promotion¹

[Watch video](#)

First, find the right certification based on your current role



[View all certifications](#)

Second, follow these steps to get certified

- #### 1 Start your journey

 - Register for our program**
 - Get started.
 - Join HPE Tech Pro (optional).
 - Register for your certification**
 - Review the certification paths (A4—U.S. letter) to go through.
 - Check your [certifications requirements](#) and then register for your exam.
- #### 2 Prepare for your exam

 - Training classes**
 - [View all certification training courses.](#)
 - [Find a class near you.](#)
 - Self-directed training**
 - Use hands-on labs, study guides, and practice tests with [HPE Press.](#)
- #### 3 Take your exam

 - Exam policies**
 - Exam prerequisites**
 - Buy exam vouchers.**
 - Register for your certification exam.**
- #### 4 Excel

 - Now that you're certified, see [how to showcase your accomplishment.](#)
 - Check [how to stay current](#) with your certification.
 - [Go back to HPE Tech Pro for continuous learning.](#)

[Certification & Learning](#)

¹ Pearson VUE Survey 2023, Value of IT Certification Report.

Learn more at [HPE.com/ww/certifications](https://www.hpe.com/ww/certifications)

[Chat now \(sales\)](#)